

Lounge & Group Seating Chair

Versatile, spacious chair intended for lounging, with the ability to stand alone or be bolted together. The ergonomic design provides maximum comfort using rotational molding technology.

FURNISHINGS & PRODUCTS
NOW INFUSED WITH

Corx

ANTIMICROBIAL COMPOUND

FEATURES:

- Rotationally molded design for increased strength. Constructed of high impact “no break” polyethylene. No steel or wood components
- Can be bolted together in place, or to the floor via concealed pilot holes
- Sound dampening
- 1500 lb. Static Load, ANSI/BIFMA X5.1-2011
- Easy to clean, sanitize & maintain
- Can be easily filled with sand through optional ballast door on site to weigh down. Secures with tamper resistant screws
- Passes Flammability UL 94 HB
- Tested to ISO 22196 showing a >99% reduction in bacteria
- Flame Retardant (passes Cal 133)
Test reports available upon request
- Manufactured to ISO Quality Standards in the USA 

**10 Year
Factory Warranty**

33H x 31W x 32D



ITEM	COLOR
96484AQ	Aqua
96484BK	Black
96484BG	Blue Gray
96484BN	Brown
96484BY	Burgundy
96484GY	Gray
96484GN	Green
96484IG	Indigo
96484MB	Midnight Blue
96484SD	Sand
96484SB	Slate Blue
96484SG	Stone Gray

ITEM	COLOR
96484AQS	Aqua with Access Door
96484BKS	Black with Access Door
96484BGS	Blue Gray with Access Door
96484BNS	Brown with Access Door
96484BYS	Burgundy with Access Door
96484GYS	Gray with Access Door
96484GNS	Green with Access Door
96484IGS	Indigo with Access Door
96484MBS	Midnight Blue with Access Door
96484SDS	Sand with Access Door
96484SBS	Slate Blue with Access Door
96484SGS	Stone Gray with Access Door

Available in



Custom colors available upon request. Call Cortech for details.

OVERVIEW

The Sabre Chair is a versatile, spacious chair intended for lounging, with the ability to stand alone or be bolted together. The ergonomic design provides maximum comfort using rotational molding technology. **Manufactured to ISO Quality Standards in the USA.**

FABRICATION/MATERIAL

Durable, one piece, rotationally molded design for increased strength. Constructed with high impact "no break" polyethylene. Flame Retardant (as shown passes Cal 133). Test reports available upon request.

COLOR Black, Blue Gray, Brown, Burgundy, Gray, Green, Sand and Slate Blue. Custom colors available upon request.

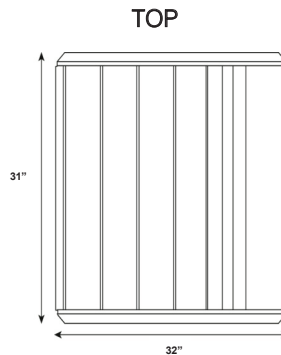
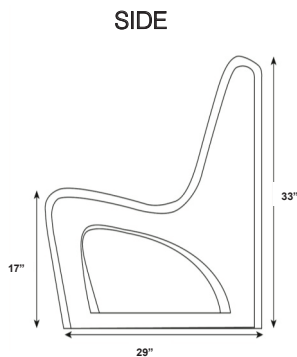

WEIGHT 38 lbs.

OPTIONS Can be bolted to the floor via concealed pilot holes and can be filled with sand through ballast door on site to weigh down. Hardware bit size: T27.

WARRANTY 10 Year Factory Warranty.

MAINTENANCE Easy to clean, sanitize & maintain.

STATIC LOAD +1000 lbs.



BACK w/ACCESS DOOR

